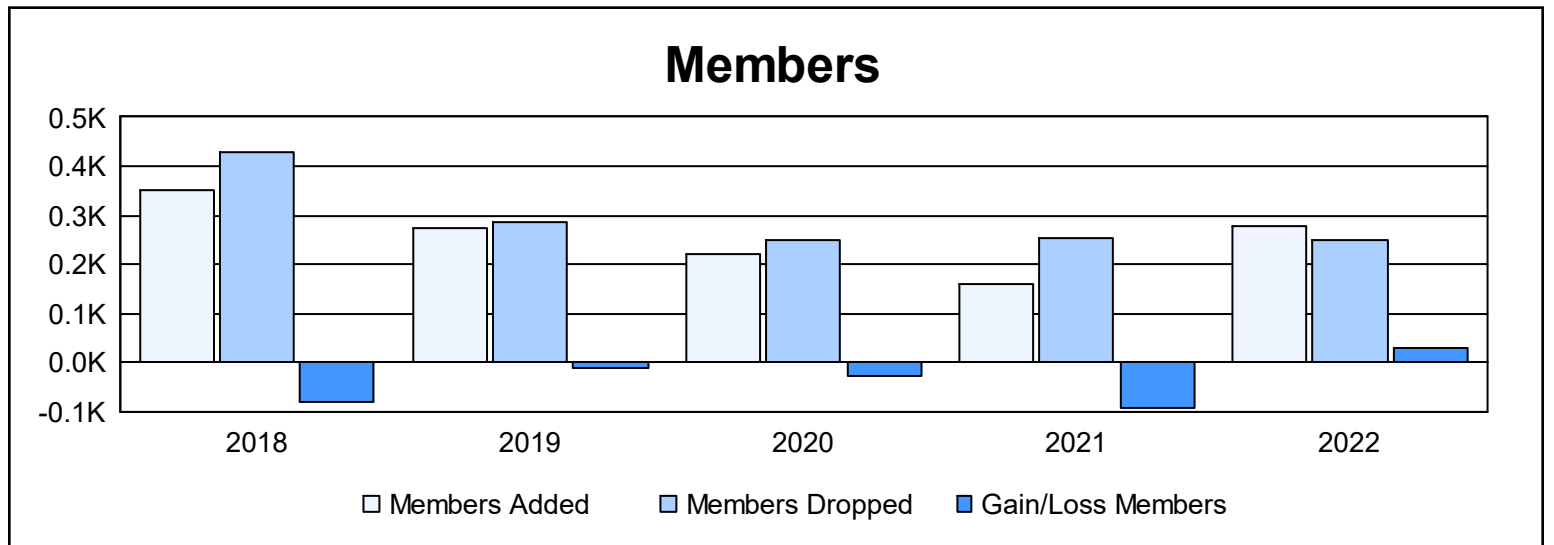
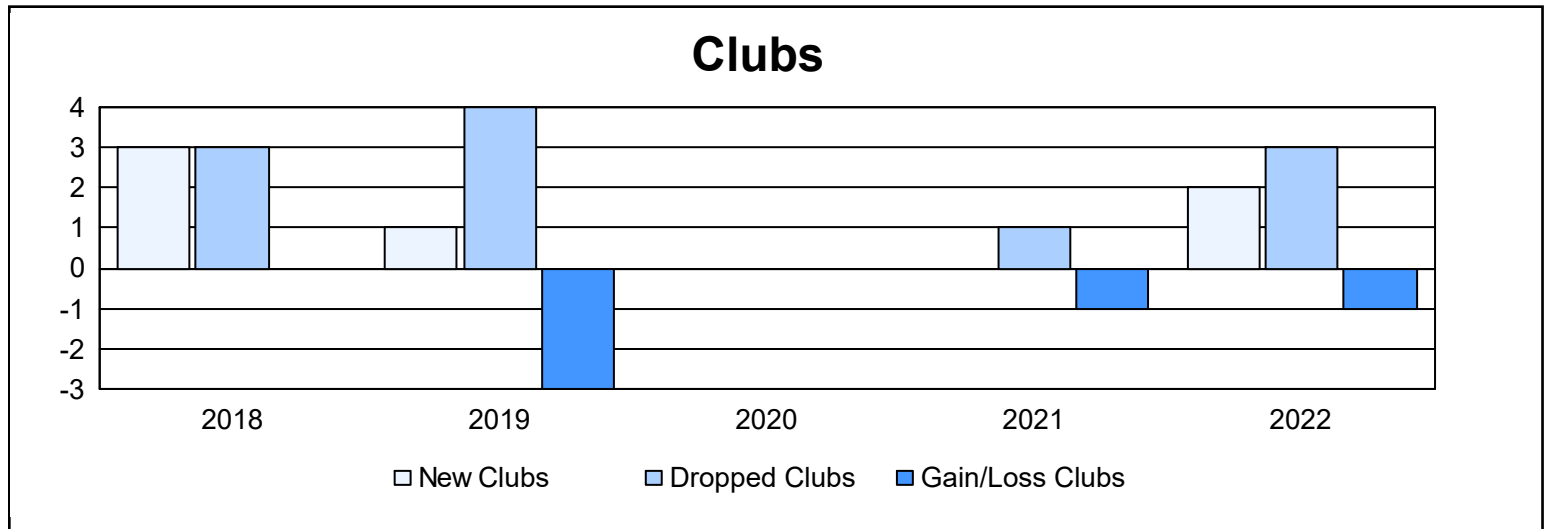
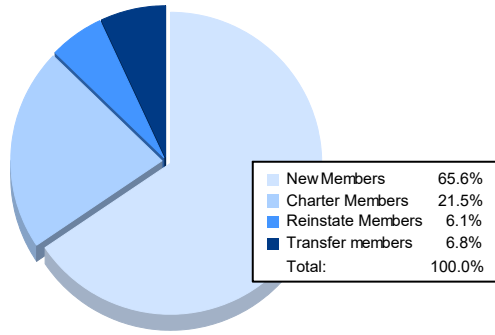


| Year | New Clubs | Dropped Clubs | Gain/ Loss Clubs | New Members | Charter Members | Reinstate Members | Transfer Members | Total Member Added | Total Members Dropped | Gain/ Loss Members |
|----------------|-----------|---------------|------------------|-------------|-----------------|-------------------|------------------|--------------------|-----------------------|--------------------|
| 2017-2018 | 3 | 3 | 0 | 220 | 74 | 20 | 37 | 351 | 430 | -79 |
| 2018-2019 | 1 | 4 | -3 | 186 | 46 | 19 | 24 | 275 | 287 | -12 |
| 2019-2020 | 0 | 0 | 0 | 163 | 11 | 19 | 28 | 221 | 249 | -28 |
| 2020-2021 | 0 | 1 | -1 | 134 | 2 | 8 | 17 | 161 | 254 | -93 |
| 2021-2022 | 2 | 3 | -1 | 183 | 60 | 17 | 19 | 279 | 251 | 28 |
| Average | 1 | 2 | -1 | 177 | 39 | 17 | 25 | 257 | 294 | -37 |



Membership Composition June 2022 Cumulative



Gender Composition June 2022 Cumulative

